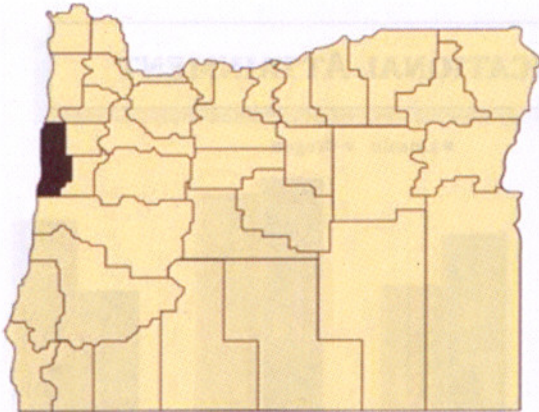


Lincoln County, Oregon (Est. 1893)




QUICK FACTS

Geographical Area:	992 sq. mi.
Population (2017):	47,960
Civilian Labor Force (2017):	21,197
Average Employment (2017):	20,191
Average Wage (2017):	\$36,730
Per Capita Personal Income (2016):	\$39,665

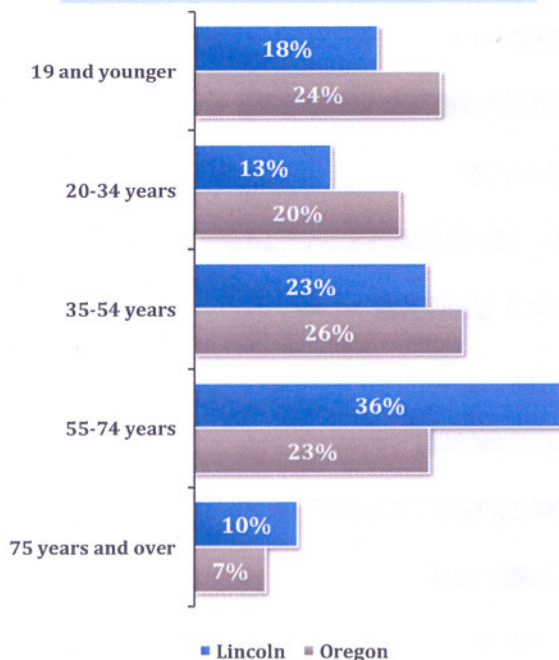
CITY POPULATIONS (2017)

<u>DEPOE BAY</u>	1,440
<u>LINCOLN CITY</u>	8,665
<u>NEWPORT</u>	10,215
<u>SILETZ</u>	1,235
<u>TOLEDO</u>	3,485
<u>WALDPORT</u>	2,095
<u>YACHATS</u>	740
<u>UNINCORPORATED</u>	20,085

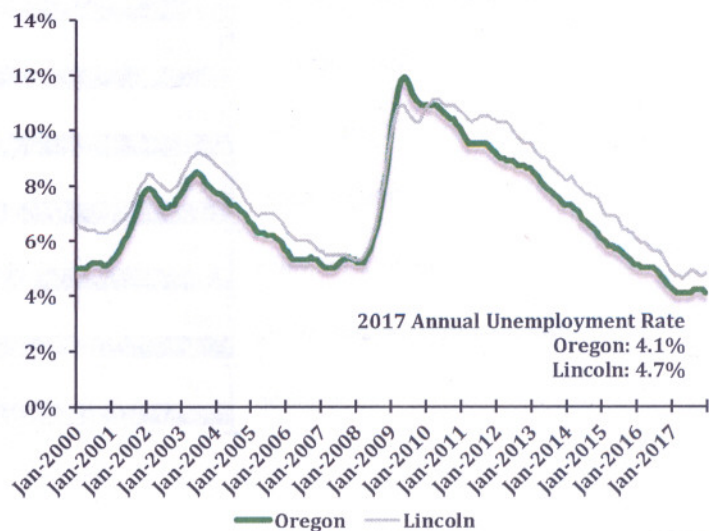
CHANGE IN POPULATION (2000-2017)



POPULATION BY AGE (2017)

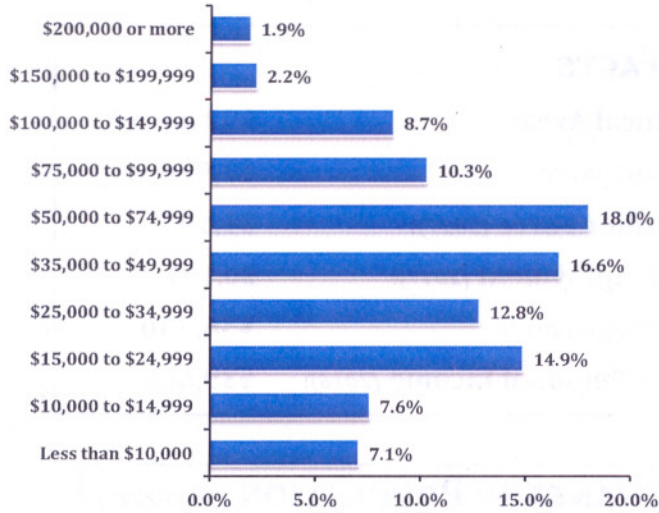


UNEMPLOYMENT RATE (SEASONALLY ADJUSTED)



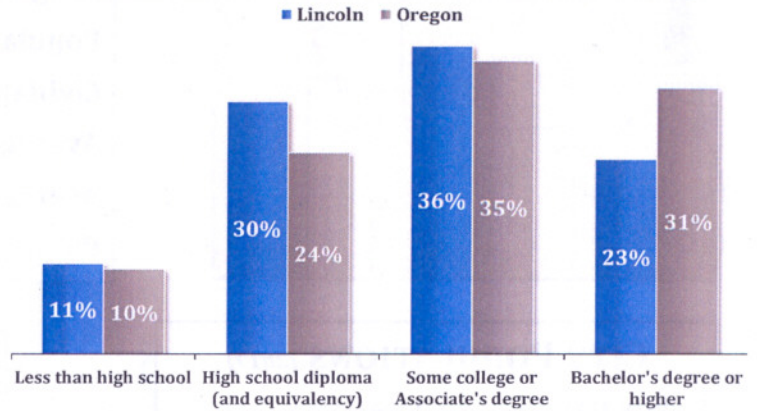
HOUSEHOLD INCOME (2016)
MEDIAN HOUSEHOLD INCOME: \$41,303

Lincoln County, Oregon



Source: U.S. Census Bureau American Community Survey, 2012 - 2016 estimates.

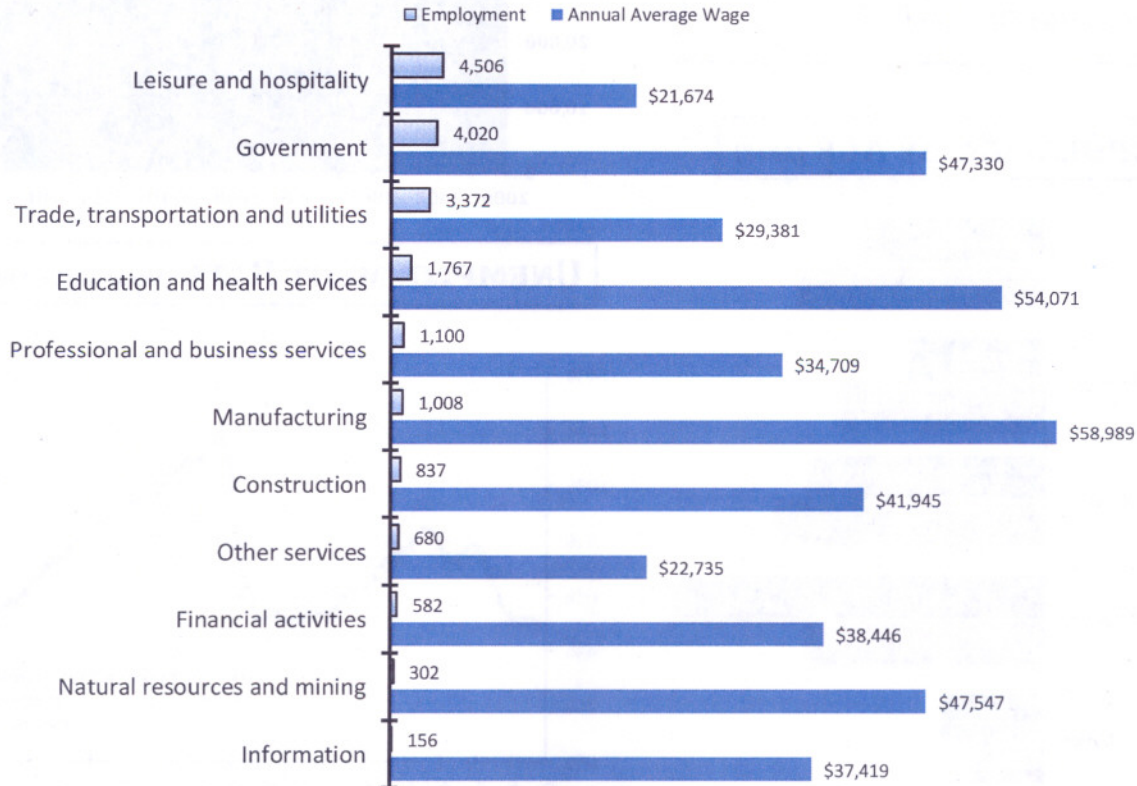
EDUCATIONAL ATTAINMENT



Source: U.S. Census Bureau American Community Survey, 2012- 2016 estimates.

INDUSTRY EMPLOYMENT AND AVERAGE WAGES (2017)

ANNUAL AVERAGE EMPLOYMENT: 18,337



Source: Quarterly Census of Employment and Wages, 2017 annual.